

TECHNICAL DATA

Fluke slotted insulated screwdriver



Key features

- (1) Slotted Screwdriver: three sizes available, sold individually
- Certified to 1000 V AC, 1500 V DC
- Ergonomic handle causes less strain, provides maximum torque

Product overview: Fluke slotted insulated screwdriver

Slotted screwdriver

Full-length, impact proof handle core is coated with soft-grip outer material, hanging hole for extra security and anti-roll handle design. With insulation from the tip of the screwdriver all the way to the end of the handle, it's designed to keep your hand safe from electric shock; certified up to 1000 V AC and 1500 V.

Ergonomic Grip Handle

The ergonomic handle adapts to the user's hand so that it causes less strain and work fatigue while still providing maximum torque during a long day. And the slim, insulated shaft allows access in hard to reach areas.




Three sizes of slotted screwdrivers are available; sold individually or in kits.

- 3/32 blade, 3" shaft (2.5 mm blade, 75 mm shaft)

- 5/32 blade, 4" shaft (4 mm blade, 100 mm shaft)
- 1/4 blade, 5" shaft (6 mm blade, 125 mm shaft)

No matter what you're working on, be safe and grab for an insulated screwdriver. Every screwdriver is individually tested to 10,000 volts and backed by a [limited lifetime warranty](#).

Specifications: Fluke slotted insulated screwdriver

Screwdriver Type	Blade length (inches <i>mm</i>)	Handle length (inches <i>mm</i>)	Handle width (inches <i>mm</i>)	Bladeform diameter (inches <i>mm</i>)
 Slot	3 <i>75</i>	3-3/8 <i>86</i>	1 <i>25</i>	3/32 <i>2.55</i>
 Slot	4 <i>100</i>	3-11/16 <i>94</i>	1-5/16 <i>30</i>	5/32 <i>4.0</i>
 Slot	5 <i>125</i>	4-3/16 <i>106</i>	1-7/16 <i>36</i>	1/4 <i>6.0</i>

Warranty

Fluke Insulated Hand Tool Lifetime Limited Warranty

Each Fluke Insulated Hand Tool will be free from defects in material and workmanship for its lifetime. As used herein, "lifetime" is defined as seven years after Fluke discontinues manufacturing the product, but the warranty period shall be at least fifteen years from the date of purchase. This warranty does not cover damage from neglect, misuse, contamination, alteration, accident or abnormal conditions of operation or handling, damage or normal wear and tear of mechanical components. This warranty covers the original purchaser only and is not transferable.

Recommendations for use and in-service care of Fluke Insulated Hand Tools

The following is guidance concerning the maintenance, inspection, retest and use of Fluke Insulated Hand Tools.

Warning – to avoid electrical shock or personal injury:

- Keep fingers behind the finger guards of the tool. Never touch conductive parts.
- Always wear approved eye protection.
- Do not use in wet or damp locations. Do not use unless the tool is clean and dry.
- Do not apply excessive force or stress to the tool insulation that may cause damage. Examples include using the insulated surfaces as a fulcrum to pry or wedge or gripping insulated tool handles with other tools such as pliers or wrenches to increase torque or leverage.

If the tool is used in a manner not specified, the protection may be impaired.

Storage

Insulated hand tools should be properly stored to minimize the risk of damage to the insulation due to storage or transportation. These insulated hand tools should be stored separated from other tools to avoid mechanical damage or confusion with uninsulated tools. Furthermore, these insulated hand tools should be prevented from contact with excessively hot surfaces (for example steam pipes) or exposure to excessive UV- radiation.

Inspection before use

Before use, each Insulated Hand Tool should be visually inspected by the user. If there is any doubt concerning the safety of

the insulated hand tool, it should be subjected to examination by a competent person and if necessary retested to determine suitability or disposed of to prevent further use.

Temperature

Insulated Hand Tools should be used only in environments having temperatures between $-20\text{ }^{\circ}\text{C}$ and $+70\text{ }^{\circ}\text{C}$ and, for tools marked "C", between $-40\text{ }^{\circ}\text{C}$ and $+70\text{ }^{\circ}\text{C}$.

Periodic examination and electrical retesting

An annual visual examination by a suitably trained person is recommended to determine the suitability of the Insulated Hand Tool for further service. If an electrical retest is required by national regulation or in the case of doubt after visual examination, the applicable dielectric test of IEC 60900 for insulated hand tools should be performed.

For details contact a [Fluke Service Center](#).

Ordering information



ISLS3

Insulated Slotted Screwdriver 3/32, 3"; 2.5 mm, 25 mm

ISLS5

Insulated Slotted Screwdriver 5/32, 4"; 4 mm, 100 mm

ISLS8

Insulated Slotted Screwdriver 1/4, 5"; 6 mm, 125 mm

Optional accessories	Description
Fluke CPAK Magnetic Hanging Tool Pouch	Keep your tools together and within reach in your tool bag.
Fluke RUP8 Rollup Pouch	The Fluke tools roll up pouch is designed for 3 pliers and 5 screwdrivers. Roll up tool pouch design with hook and loop closure to keep tools organized.



Preventive maintenance simplified. Rework eliminated.

Save time and improve the reliability of your maintenance data by wirelessly syncing measurements using the Fluke Connect® system.

- Eliminate data-entry errors by saving measurements directly from the tool and associating them with the work order, report or asset record.
- Maximize uptime and make confident maintenance decisions with data you can trust and trace.
- Access baseline, historical and current measurements by asset.
- Move away from clipboards, notebooks and multiple spreadsheets with a wireless one-step measurement transfer.
- Share your measurement data using ShareLive™ video calls and emails.

Find out more at flukeconnect.com



All trademarks are the property of their respective owners. WiFi or cellular service required to share data. Smartphone, wireless service and data plan not included with purchase. First 5 GB of storage is free. Phone support details can be viewed at fluke.com/phones.

Smart phone wireless service and data plan not included with purchase. Fluke Connect is not available in all countries.

Fluke. *Keeping your world up and running.®*

Fluke Corporation
PO Box 9090, Everett, WA 98206 U.S.A.

For more information call:
In the U.S.A. (800) 443-5853
In Canada (800) 36-FLUKE
From other countries +1 (425) 446-5500
www.fluke.com

©2024 Fluke Corporation.
Specifications subject to change without notice.
03/2024

Modification of this document is not permitted without written permission from Fluke Corporation.