


Quick checking of earth loops

**C.A 6410
C.A 6412
C.A 6415**

**EARTH
CLAMPS**



Ω mA

An active element in electrical protection, the earthing is usually made up of several links to the equipotential surface (surface of the earth), thus forming multiple loops. To complement the traditional continuity and earth measurements, clamp-on earth resistance testers offer the advantage of quick earth testing in total safety (the electrical installation remains

connected to earth, even during the test). Clamps C.A 6412 and C.A 6415 can also be used to measure the leakage currents flowing to the ground. To further optimize your testing operations, the C.A 6415 model also has an alarm function (buzzer if threshold is exceeded) and a measurement logging function.



	Range ⁽¹⁾	Resolution	Accuracy ⁽²⁾
Resistance measurement	0,10 to 1,00 Ω	0,01 Ω	± (2 % + 0,02 Ω)
	1,0 to 50,0 Ω	0,1 Ω	± (1,5 % + 0,1 Ω)
	50,0 to 100,0 Ω	0,5 Ω	± (2,0 % + 0,5 Ω)
	100 to 200 Ω	1 Ω	± (3,0 % + 1 Ω)
	200 to 400 Ω	5 Ω	± (6,0 % + 5 Ω)
	400 to 600 Ω 600 to 1200 Ω	10 Ω 50 Ω	± (10 % + 10 Ω) -
RMS current measurement ⁽³⁾	1 to 300 mA	1 mA	± (2,5 % + 2 mA)
	0,300 A to 3,000 A	1 mA	± (2,5 % + 2 mA)
	3,00 A to 30,00 A	10 mA	± (2,5 % + 20 mA)

⁽¹⁾ Automatic range change
⁽²⁾ In the reference conditions
⁽³⁾ Additional function available on models C.A 6412 and C.A 6415

General specifications

- Clamping diameter: 32 mm
- Temperature of use: -10 °C to +55 °C
- Storage temperature: -30 °C to +70 °C
- Relative humidity: 0 % to 75 % RH
- IP 30 as per EN 60529
- Dimensions : 235 x 100 x 55 mm
- Model C.A 6415:
Alarm threshold adjustable from 1 Ω to 199 Ω
Memory capacity: 99 measurements.

Electrical specifications

- Complies with EN 61010-2-032
- Dual insulation, class 2
- 150 V, cat. III, pollution level 2
- Max. overcurrent: 100 A AC constant
- Measurement frequency: 2400 Hz
- Charge life: with 9 V alkaline battery (Cd/Ni battery accepted):
1500 thirty-second measurements



1 clamp

2 measure

To order

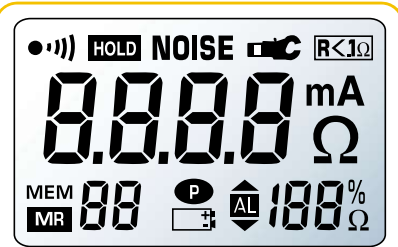
- C.A 6410 P01.1220.11
- C.A 6412 P01.1220.12
- C.A 6415 P01.1220.13

Each clamp-on earth resistance tester is delivered in a carrying case with one 9 V battery and a user's manual.



- Calibration loop
CL1 P01.1223.01

Your distributor



Models C.A 6410, 6412 and 6415

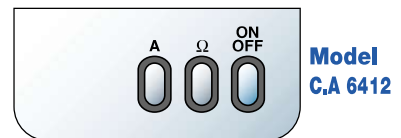
- Ω Resistance measurement
- R<1Ω** Resistance under 0,1 Ω
- 100% Remaining battery charge life
- Battery indicator
- P** Automatic shutdown inhibited
- HOLD** Holding of display
- Buzzers active
- NOISE** Significant eddy currents
- Jaws not closed properly

Models C.A 6412 and 6415


- mA Current measurement
- Model C.A 6415**
- 188 Alarm function
- MEM** Recording in memory
- MR 88 Reading memory



- ON OFF** Start Ω / stop + autotest



- ON OFF** Start / stop + autotest
- Ω Resistance measurement
- A** Current measurement



- ON OFF** Start / stop + autotest
- Ω Resistance measurement
- A** Current measurement
- MEM** Recording of measurement
- AL** Alarm activation and adjustment